


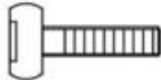
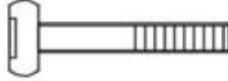






| | | |
|---|--|----|
| A |  | 1 |
| B |  | 2 |
| C |  | 2 |
| D |  M6 x 15 | 8 |
| E |  M6 x 62 | 8 |
| F |  | 1 |
| G |  | 16 |
| H |  | 16 |



ENGLISH

IMPORTANT: READ CAREFULLY & KEEP ACCURATELY FOR FUTURE.

This outdoor furniture requires no maintenance. However if you keep the furniture clean and store it properly you can enjoy it year after year.

Important care instruction for the table polywood surface:

-To avoid non-removable stains (from food rests, glasses etc.), wipe the stains straight away.

-If you leave a glass on the furniture for a longer time when the sun is shining, it may cause burn marks on the surface. Using coasters or a table cloth is a good way to avoid any risk of this happening.

-The surfaces of polywood material are not heat resistant, so not suitable to put any hot items like pots, frying pans, barbecue utensils etc. on it. PLS use also in this case the coasters or a table cloth.

-If you use a table grill, PLS avoid using of any grease splashing tools. Otherwise the burn marks appear on the surface.

-Also rest from cigarettes/cigars may cause burn marks/stains on the polywood material surface.

-PLS note that Polywood/PS-wood is not scratch- proof material.

Cleaning: Wipe clean with a mild soapy solution. Stains can be removed using a grease-cutting washing-up liquid and an abrasive sponge scourer.

Maintenance: Maintenance-free.

Storing: If possible, store your outdoor furniture in a cool and dry place indoors. When stored outside, tilt the furniture and preferably use water-repellent covers. Make sure air can circulate to avoid moisture.

Repair: Light scratches on artificial wood can easily be removed by using very fine sandpaper along the pattern of the grinding