

Assembly Instruction













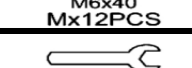


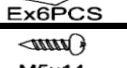


Montážní návod


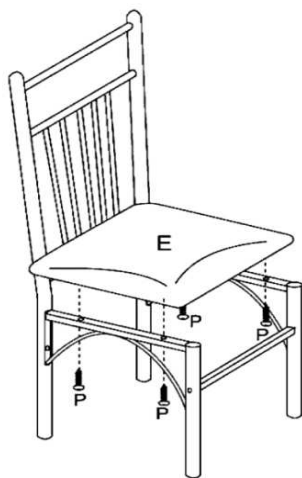
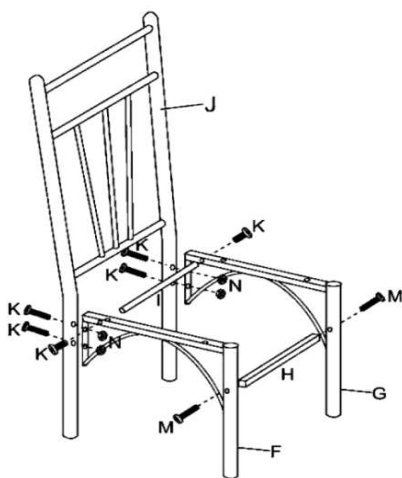
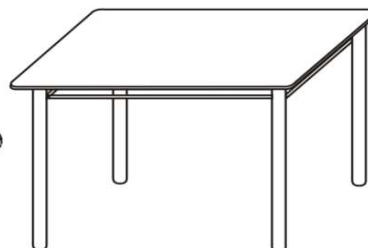
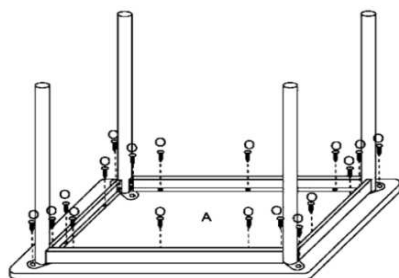
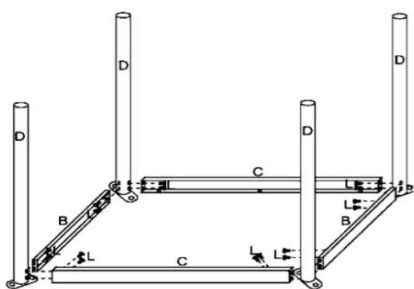

Montážný návod

Hardware list :

Balení navíc obsahuje:

Balenie navyše obsahuje:

 Ax1PC	 Bx2PCS
 Fx6PCS	 Gx6PCS
 M6x32 Kx36PCS	 M6x12 Lx16PCS
 M4x30 Px24PCS	 Qx1PC
 Cx2PCS	 Dx4PCS
 Hx6PCS	 Ix6PCS
 M6x40 Mx12PCS	 Nx24PCS
 Rx1PC	 Ex6PCS
 Jx6PCS	 M5x14 Ox18PCS



General Care:

*For clearing, wipe the surface with a damp (not wet) cloth or sponge or wipe dry with a clean lint free cotton cloth.

Pokyny k ošetřování:

*K čištění používejte vlhký hadřík nebo houbu, nebo ho otřete suchým nechlupatým bavlněným hadříkem.

Pokyny k ošetrovaniu

*Na čistenie používajte vlhkú handričku alebo špongiu, alebo ho utrite suchou nechlpatou bavlnenou handričkou.