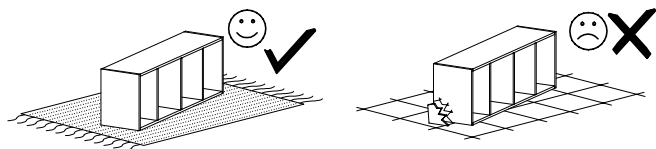


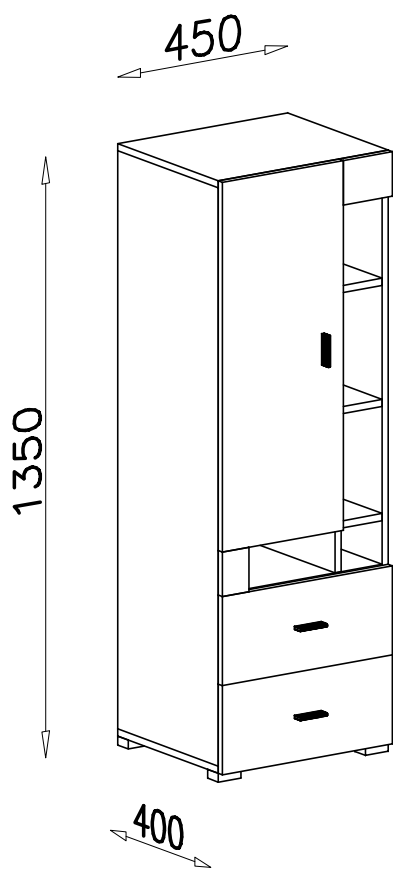

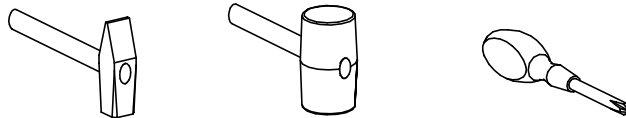
# TEX 5


PRZED ROZPOCZĘCIEM MONTAŻU ZAPOZNAĆ SIĘ Z INSTRUKCJĄ

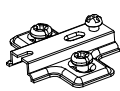
Narzędzia niezbędne do montażu (nie dostarczane przez producenta)

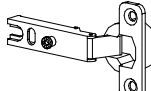


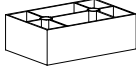
MONTOWAĆ NA MIEKKIM PODŁOŻU TYPU: KOC, DYWAN.




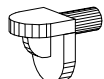
**K**  
  
 6 x 13 x8

**F**  
  
 x2


**D**  
  
 x2


**G**  
  
 x4

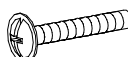
**M**  
  
 4 x 25 x8

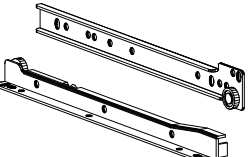
**P**  
  
 x24

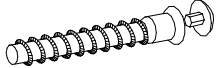
**W**  
  
 x2


**E**  
  
 3 x 20 x50


**U**  
  
 x3


**N**  
  
 M4 x 22 x6

**H**  
  
 35cm x2

**A**  
  
 x5

**B**  
  
 x37

**T**  
  
 4 x 16 x16

**Z**  
  
 x1