









Colli 1/2

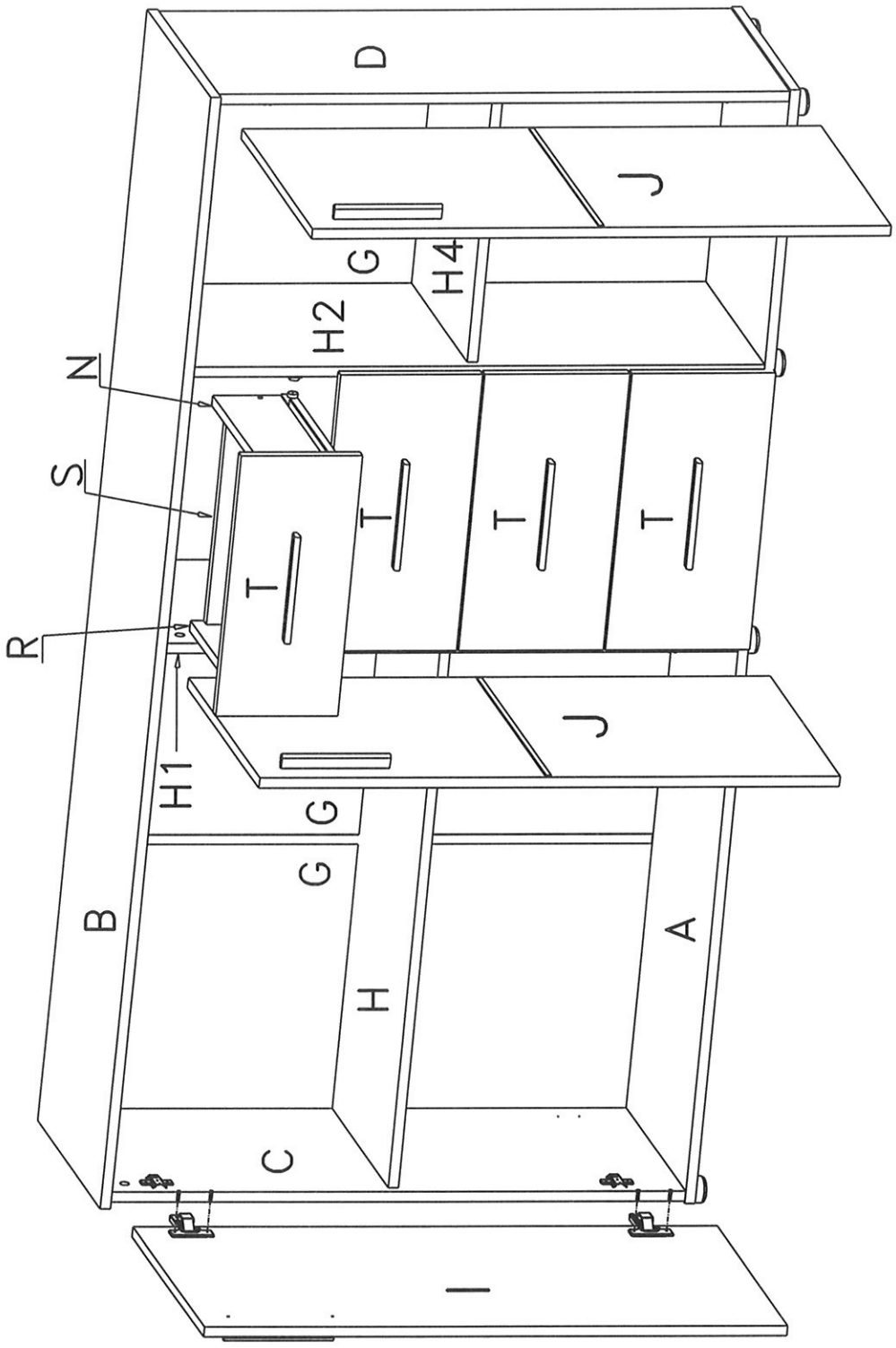
C	1x	882x362
D	1x	882x362
G	4x	908x435
H	1x	851x335
H1	1x	882x362
J	2x	893x433,5
M	4x	394x358

Colli 2/2

A	1x	1756x363
B	1x	1756x383
H2	1x	882x362
H4	1x	414x335
I	1x	893x433,5
N	4x	350x85
R	4x	350x85
S	4x	364x80
T	4x	221x433,5

Colli 1/2

Z1	16x	
Z2	1x	
Z3	16x	
Z7	66x	
Z10	1x	
Z16	40x	
Z91	4x	
Z29	16x	
Z30	16x	
Z33	16x	
Z39	22x	
Z67	4x	
Z68	16x	
Z78	8x	
Z99	8x	
Z106	7x	
Z120	3x	
Z107	2x	



IDA 05

